

CARTECK AUTOMATIC SECTIONAL.

The smart technology garage door for your home.



CARTECK SIDE HINGED.

A classic, contemporary garage door for your home.



CONTENTS: SECTIONAL



Great good looks and excellent performance rolled into one! Teckentrup CarTeck Sectional Garage Doors' insulated panels create a pleasant garage environment whilst the latest garage door operation technology makes opening and closing your garage door effortless.

Page 4 - 41

Teckentrup is a family business with operations throughout the world. In the UK we make our garage doors in Warrington, Cheshire. CarTeck Automatic is available through a national network of independent Garage Door Specialist installers.

Teckentrup offers more than garage doors: We provide solutions and have set three quality standards for our garage doors:

Design.

Security.

Service.

SIDE HINGED



Contemporary but classic! Side hinged garage doors and side doors are made from the same superb panels as CarTeck sectional garage doors. Every detail is perfectly considered for superior quality and a robust yet elegant garage door.

Page 42 - 63

QUITE SIMPLY, THE VERY BEST

TECKENTRUP
DOOR SOLUTIONS

CARTECK AUTOMATIC SECTIONAL GARAGE DOORS






CarTeck Centre Ribbed Wood Effect - Golden Oak


TECKENTRUP
DOOR SOLUTIONS


WHERE TO BEGIN?!


1 STRONG & MORE SECURE  Page 8


2 KEEP THE ELEMENTS AT BAY  Page 10


3 EASIER PARKING, MORE SPACE  Page 12

4 SMART TECHNOLOGY OPENERS  Page 14


5 MADE TO MEASURE, MADE TO LAST  Page 20

6 MAXIMUM SAFETY & PERFORMANCE  Page 22


7 THE STYLES  Page 24

8 STYLE OPTIONS - WINDOWS & BLING  Page 34

GOOD REASONS FOR A

9 SLX & GSA VISION  Page 38

Looking for something different?

10 MATCHING SIDE DOORS  Page 42



Making the garage part of your home

Garages are often draughty, cold and uninviting spaces and opening a tilting garage door can be a shin cracking chore. CarTeck Automatic changes everything.

CarTeck Automatic is a design and precision engineering led garage door. Wonderful architect grade finishes and styling are married with certified thermal performance.

Operation is by an integrated smart technology remote control motor, the CarTeck Drive.

Opening your door becomes effortless, safe and secure. It brings your garage back to being part of your home.

Explore the pages ahead to see why CarTeck Automatic is...

Harmony in motion.



CARTECK AUTOMATIC DOOR



HEAVY METAL?
NOTHING
EASIER THAN
THAT!

STRONG & MORE SECURE

Even easy riders are impressed! Thanks to a high-quality steel core and durable multiple coating, our sectional door panels withstand the toughest conditions. TÜV-certified quality ensures top marks for safety and durability. Our CarTeck garage doors are tough as steel and meet the heavy-duty demands for everyday use.

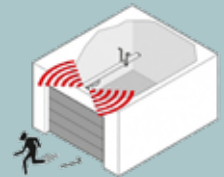
Once inside you can rest easy too - CarTeck Automatic is very strong and designed for burglary resistance, keeping your possessions safe and protecting any access doors into your home.

The doors' physical strength characteristics are an impressive barrier and CarTeck Automatic's opener adds a further layer of security.



The opener actively monitors the door and, if any attempt is made to force the door up, the motor engages and pushes back with a 60kg force!

Add our extra-security pack and the magnetic motor lock mechanically locks the motor in any position up to an impressive 300kg of force. The pack also adds an alarm buzzer that recognises a break-in attempt and outputs a loud deterrent signal tone.




HEAVY WEATHER?
WARM, DRY &
FEWER DRAUGHTS!



WARM, DRY & FEWER DRAUGHTS

Garages can be dust blown, cold, draughty and damp places. CarTeck Automatic is designed to bring your garage back into your home.



WEATHER PROTECTION

Bottom, side, top and inter-panel weather protection keeps out the elements and lowers energy use.

WHAT PERFORMANCE CAN I EXPECT?

As part of the CE/UKCA marking process, each product must have its performance provided for a defined set of characteristics to allow fair comparison between products from different manufacturers. Other characteristics can also be included, if relevant to a door's performance. The following table shows the performance characteristics of CarTeck sectional garage doors.

PERFORMANCE CHARACTERISTIC

RATING

Resistance to Windload EN 12424	Class 2
Watertightness EN 12425	Class 2
Air Permeability EN 12426	Class 2
Thermal Transmittance EN 13241	1.38 W/m²k
Operating Forces (hand operated) EN 12604	150 N

INSULATION 'U VALUE'

What's in a number? Our 40mm thick panels have an insulating value that has been independently tested to 0.56 W/m²K. The lower the value the better the insulating properties.

It's not a figure we tend to quote because we know a door is more than just a panel. We quote the

insulation value for a complete door (8'0" wide x 7'0" high) including the panel joints and weather strips. CarTeck Automatic has an insulation 'U value' of 1.38 W/m²K - you won't find better performance on any comparable garage door.

THE ELEMENTS AT BAY!

TECKENTRUP
DOOR SOLUTIONS

EASIER PARKING & BETTER USE OF SPACE



OPERATIONAL SAFETY, NEAT & HIDDEN AWAY



Springs are concealed high up in the top tray - safely away from little fingers. Unsightly, open torsion springs are history. CarTeck trays also keep the springs in pristine condition, ensuring long-term smooth and quiet operation.



FLEXIBLE USE OF SPACE

Vertical opening means CarTeck Automatic fits all shapes of garage opening and even in garages with very little headroom.



EASIER PARKING

There's no denying cars are wider and taller than they used to be. Unlike old design up and over doors, CarTeck Automatic fits behind the garage opening typically adding up to 150mm to the width and at 75mm to the height - stress free parking is the result!



Before...



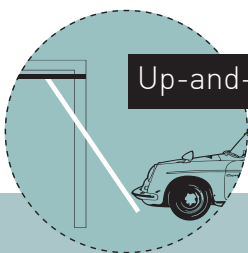
...After!

BETTER USE OF SPACE

CarTeck sectional doors travel vertically with no out-swing allowing you to make the most of the parking space on the drive and inside the garage.



Maximum clearance



Up-and-over door



Sectional door



Up... out... and over... No thanks!



...Park as close as you like!

SIMPLE, SO EFFECTIVE

TECKENTRUP
DOOR SOLUTIONS

CarTeck DRIVE^{CE}

HEAVY WORK?
EFFORTLESS,
INTEGRATED &
SMART

MAKING THINGS EASIER

CarTeck Automatic makes so much sense. The fixed chain drive of the CarTeck Drive range is quieter and renowned for long-term reliability compared to revolving chain or belt designs.

Our doors and openers are independently tested and certified to all current safety legislation and carry a CE/UKCA mark.



CARTECK DRIVE 500 600

The integrated drive and control unit of the CarTeck DRIVE 500 and 600 fits discreetly above the door.

Both the DRIVE 500 and the 600 can lift any size door. The 600 is available with all the option packs and the 500 is available with selected options - see page 16-19.

See the table right for a specification overview of each model.



Motor light on DRIVE 500 & 600

	POWER	TRANSMITTERS	SPEED	LIGHTING	OPTIONS
DRIVE 500	500Nm	2 x Pearl Twin	180mm/sec ▶▶▶	1 x 3 LED Motor Light	Selected option packs see pg. 16-19
DRIVE 600	600Nm	2 x Pearl	240mm/sec ▶▶▶▶▶	1 x 6 LED Motor Light	All option packs see pg. 16-19

Harmony in motion

SMART

SOLUTIONS



CARTECK DRIVE PRO 500 600

The separate control unit of the CarTeck DRIVE PRO 500 and 600 allows for flexible installation at a location close to available power sockets.

Both the DRIVE PRO 500 and the 600 can lift any size door. The 600 is available with all the option packs and the 500 is available with selected options - see page 16-19.

See the table below for a specification overview of each model.



DRIVE PRO 500 or 600 low level front mounted control



DRIVE PRO 500 or 600 ceiling mounted control



DRIVE PRO 500 or 600 low level rear mounted control



Motor light on PRO 500 & 600

PRO 600 Control Unit

	POWER	TRANSMITTERS	SPEED	LIGHTING	OPTIONS
DRIVE PRO 500	500Nm	2 x Pearl Twin	180mm/sec ▶▶▶	1 x 3 LED Motor Light	Selected option packs see pg. 16-19
DRIVE PRO 600	600Nm	2 x Pearl	240mm/sec ▶▶▶▶▶	1 x 6 LED Motor Light	All option packs see pg. 16-19

PEARL TWIN

The Pearl Twin transmitter has twin buttons that can be configured for two functions such as open and close and turn on the light.



Pearl Twin transmitter

PEARL

The Pearl transmitter has four buttons that can be configured to suit your requirements - open and close, turn on the light, operate a second door and so on.



Pearl transmitter

SMART TRANSMITTERS

CarTeck DRIVE⁺

SMART SOLUTIONS

Our function packs place you in control. Clever technology takes the guess work out of parking, keeps your garage dry, lights your way and keeps you moving even if power fails.

KEY

AVAILABLE FOR:
 DRIVE / DRIVE PRO 500 ○
 DRIVE / DRIVE PRO 600 ●

PARKING PACKS

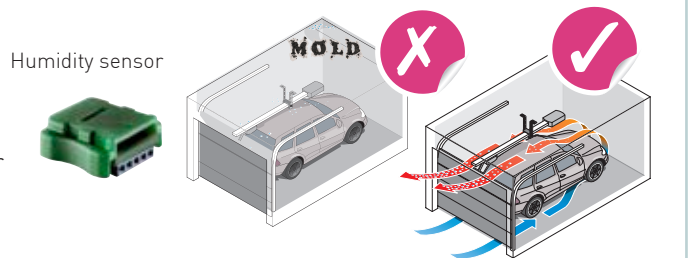
PARKING PACK 1 ●

The laser sensor and reflector provide a visual assistance to help guide you to the perfect point for precise parking within your garage. No more near misses or guesstimates and no need for a parking assist system within your vehicle.



PARKING PACK 2 ●

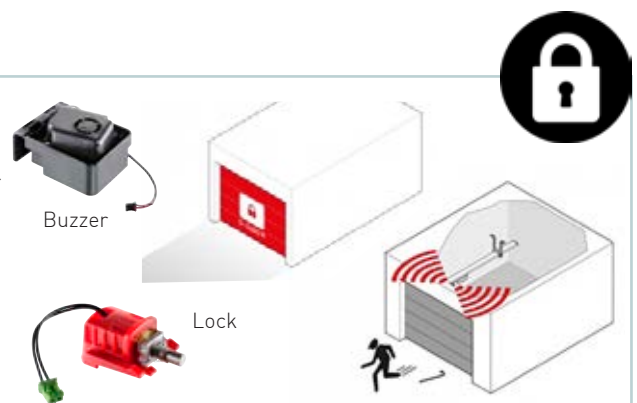
It automatically opens your garage door a short distance to allow air to circulate, reducing the high humidity levels typical after parking a wet car in your garage. Reducing humidity lessens the likelihood of mould and mildew forming in your garage.



SECURITY PACKS

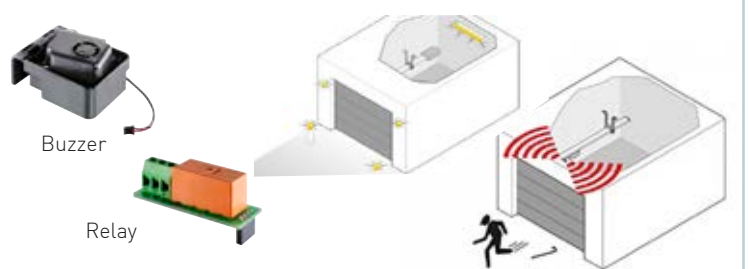
SECURITY PACK 1 ●

A magnetic motor lock that mechanically locks the motor in any position (even with ventilation function) up to an attack force of 300 kg, increasing the existing security. The alarm buzzer recognises a break-in attempt and outputs a loud signal tone. The warning buzzer outputs an acoustic signal as the door closes.



SECURITY PACK 2 ○

A relay that allows control of other garage or garden / security lighting. The alarm buzzer recognises a break-in attempt and outputs a loud signal tone. The warning buzzer outputs an acoustic signal as the door closes.



COMPLEMENTARY CONTROL, SO CLEVER...

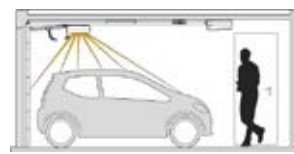
AMBIENCE PACKS



AMBIENCE PACK 1 ●

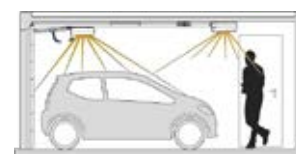
Need more light? Extra lighting strips for the control units can be combined with the motion sensor to switch on automatically as you enter. No more crashing about in the dark!

Standard lighting

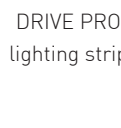


Motion sensor

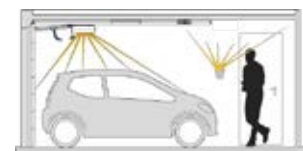
Ambience pack lighting



DRIVE lighting strip




DRIVE PRO lighting strip

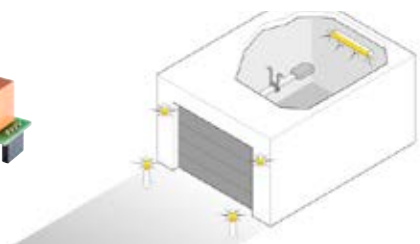


AMBIENCE PACK 2 ○○

A relay allows control of other garage or garden security lighting for greater flexibility. Not only acting as deterrent in and around your garage, the relay also allows lighting activation when you open your garage door.



Relay



AMBIENCE PACK 3 ○○

These clever LED strips are easily positioned on the underside of the door tracks with magnetic tape. They flood the garage with 6000 lumens of light (equivalent to around 400 watts of incandescent light!) Four linked LED strips are activated by the kits' motion sensor or infra red remote control.



AMBIENCE PACK 4 ○○

Add light bars to the outside of your garage to make a real design statement whilst increasing accessibility and safety at night. The light bar has a stand-alone power supply and motion detector. The light is 1500 lumen per metre and has neutral white 4000K light.



SMART SOLUTIONS

CarTeck DRIVE⁺

Our function packs place you in control. Clever technology takes the guess work out of parking, keeps your garage dry, lights your way and keeps you moving even if power fails.

KEY

AVAILABLE FOR:
 DRIVE / DRIVE PRO 500 ○
 DRIVE / DRIVE PRO 600 ●

ACCESS PACKS

ACCESS PACK 1 ○

If you don't want to carry a transmitter you can operate your door from a wall mounted outdoor keypad. It's the perfect solution if you're out cycling or for family members that use the door occasionally. The keypad is easy to use even in the dark thanks to illuminated keys.



Keypad
(without Courier function)

ACCESS PACK 2 ○

For extra convenience you can control your door and check its position from within your home with a two function wall switch available in grey or white finish. Similar in size to a standard single light switch.

Wall Switch



ACCESS PACK 3 ○

Add a wireless keypad with sleek stainless steel trim and back lighting for easy transmitter-free access to your garage. The surface-mounted keypad is battery operated making it the perfect solution for retrofitting. The keypad also has flexible usage options - multiple codes and the ability to control up to five different functions, such as garage door and lighting, etc.

Keypad



ACCESS PACK 4 ○ (Includes safety pack 1)

All the benefits of the standard keypad but with an added courier function. The courier function offers a simple and safe solution for receiving parcels into your garage. Choose to program your door to open a short distance for parcels to be posted underneath by an access code or by pressing the red button at the bottom of the keypad.



Keypad

SAFETY PACKS

SAFETY PACK 1 ○

Add non-contact obstruction detection with Photoeye that uses an infra-red light beam across the opening to stop the door when the beam is broken.

Photoeye



PLACING YOU IN CONTROL...

TRANSMITTERS

Adding additional transmitters is simple - choose Pearl Twin or Pearl transmitters (see page 15) or the bidirectional capability of the Pearl Vibe, below.

THE PEARL VIBE

The Pearl Vibe transmitter option vibrates in your hand confirming that the control unit has received your command. It can also confirm if your door is open or closed using bidirectional communication between the opener and transmitter.



POWER PACKS

POWER PACK

In the case of an emergency, integrated with the control unit, the Battery Pack will supply power during power outages allowing you to open and close your garage door for up to 5 cycles.



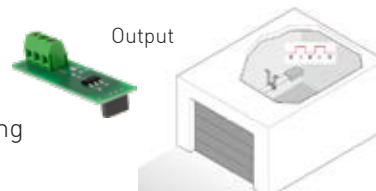
Battery



SMART PACKS

SMART PACK

Include your garage door in your smart home world. Check the position of your garage door using your smart home system keeping everything in one place for the ultimate convenience.



SOMWEB SMART PHONE CONTROL

The SOMweb system enables you to control up to 10 garage doors via a smartphone app or web browser. You can even receive real-time notifications of your doors movements via the app or e-mail.

SOMweb is the secure Smart Home solution where your data stays in the garage. Your data is kept safe, as it is not saved on external servers, so quite literally remains at home. For the door to be operated remotely, safety photocells are supplied with the Somweb system.

Photoeye



MADE TO MEASURE MADE TO LAST

SUPERB MANUFACTURING

Our door leaves compromise eight different layers, which gives them extraordinary wear resistance and durability.

- a** Sealed top coating
- b** Highly effective adhesion primer
- c** Corrosion-resistant galvanized
- d** Steel core
- e** Corrosion-resistant galvanized
- f** Highly effective adhesion primer
- g** Protective coat on rear side
- h** Highly-stable core made of special foam with integrated thermal insulation

Whether you have a new garage or you're updating the look of your home, choosing quality protects the value of your home – for tomorrow and the generations to come.

As a family business, we see things in the same light. Only a solution that retains its value for years is really a good investment - CarTeck Automatic



MATCHED FRAMES

A simple one, but overlooked by many other garage door companies. Teckentrup doors all have colour matching frames, giving your new door serious kerb-appeal.

ROBUST & DURABLE

CORROSION PROTECTION

A special plastic element separates the vertical frame sections from the floor. Whether after a rain shower or in the case of creeping dampness - the design ensures that the base area is always aerated, dries quickly, and is hence better protected against corrosion.



DURABLE SURFACE PROTECTION

The galvanized garage door frames have a high-quality top coating. This protects the doors from external influences and they remain just as decorative after several years as they were on the first day, with just a little regular care and maintenance.



0mm Bottom Profile

EXACT FIT DIMENSIONS

Whether you're renovating or building anew - Teckentrup sectional garage doors fit perfectly into every installation situation. Door widths of up to 5.5m and door heights of up to 3m are made to measure for the right fit. Every door is superbly manufactured to exacting standards.

To achieve a door height, Teckentrup uses a mix of different panel heights and different depth bottom profiles of 0mm, 7mm, 17mm & 32mm.



32mm Bottom Profile

This image shows the 32mm bottom profile compared to the 0mm bottom profile shown in the image above.

MAINTENANCE

Doors must be maintained as per the supplied Installation, Operating and Maintenance Manual by a Garage Door Specialist. Failure to carry out the required maintenance at the advised interval will invalidate the warranty.

CLEANING ON INSTALLATION

After the installation has been completed, clean and dry the door thoroughly inside and out with warm soapy water to remove any grease, dust and metal fragments from the door (these will discolour the door finish if left on the door).

CLEANING

The door should be washed with a car shampoo or similar, every two months, to prevent the build up of dirt, salt, grit and other corrosive substances. If the door is in an area prone to coastal corrosion from airborne salts, the door should be cleaned monthly. Furthermore, cleaning lifting gear with a cloth soaked in a light oil will help to protect your door from corrosion – it must be accepted that salt air is very aggressive and extra care is required.

No caustic, abrasive or corrosive chemicals and substances, flood water, water runoff, or runoff from lead, copper or galvanic metal flashing should be allowed to come into contact with the door.

Ash, cement, dust, animal waste, or foreign substances should be removed immediately. Failure to ensure the door is cleaned and maintained as described will invalidate the doors' warranty.





SAFETY ABOVE ALL

Safe operation of CarTeck Automatic is the overriding priority of every design decision we make. Precise manufacturing tolerances ensure quality is high and long-term reliability and durability is inherent, which in turn maintains safety.



FINGER SAFE & HAND PROTECTION

The patented finger pinch protection at panel joints protects you from injury. Protection at the side of the door prevents a hand from being accidentally caught between the frame and guide rail.



QUIET DOOR OPERATION

Innovative designs worked out in great detail, such as rollers made from special plastic, ensure quiet opening and closing. Rattling door movements are a thing of the past.

Our doors and openers are independently tested and certified to all current safety legislation and carry a CE/UKCA mark.



MAXIMUM




CONCEALED SPRINGS

Where is the best and safest place for springs? One place - concealed and enclosed, high up in top trays, safely away from fingers. The trays also keep the springs in pristine condition, ensuring long-term smooth and quiet operation.

Concealed springs shown from above with the covers removed.

- Safe, concealed springs
- Visible, dust traps and potentially within reach of inquisitive little fingers



6 POINT GUARANTEE

The warranty periods below only apply to products that have been correctly installed as per the instructions, maintained by a Garage Door Specialist and operated and cleaned in accordance with the requirements set out in the operating and maintenance sections of instructions and labels.

2-year manufacturer's guarantee

- on polymer and aluminium window units

5-year manufacturer's guarantee

- on rollers, hinges, cable pulleys, cables and standard springs (opening/closing max. 5 times a day)

10-year manufacturer's guarantee

- on panels against rust penetration from inside to outside
- against door panel separation of steel from foam
- on material and manufacturing flaws of all non-moving parts of the frame that are verifiably unusable or whose usability is substantially compromised
- on floor seal, intermediate seals, side seals and lintel seal against rotting

The guarantee does not apply to doors that are subjected to extreme conditions, e.g. corrosive influences resulting from use in a coastal climate with high salt content.

SAFETY SENSING



The motor control units' safety circuits monitor force levels many times every second. If the door encounters an obstruction, it is instantly sensed and the motor stops and reverses a short distance.

EXTERNAL RELEASE

In the event of power failure, the motor can be disengaged using the discreet external release. This should be fitted if no alternative access to the garage is available to allow manual operation of the door until power returns.



Terms & conditions apply - see: www.teckentrup.co.uk



SAFETY & PERFORMANCE

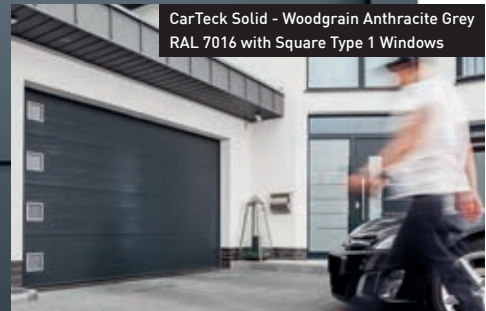
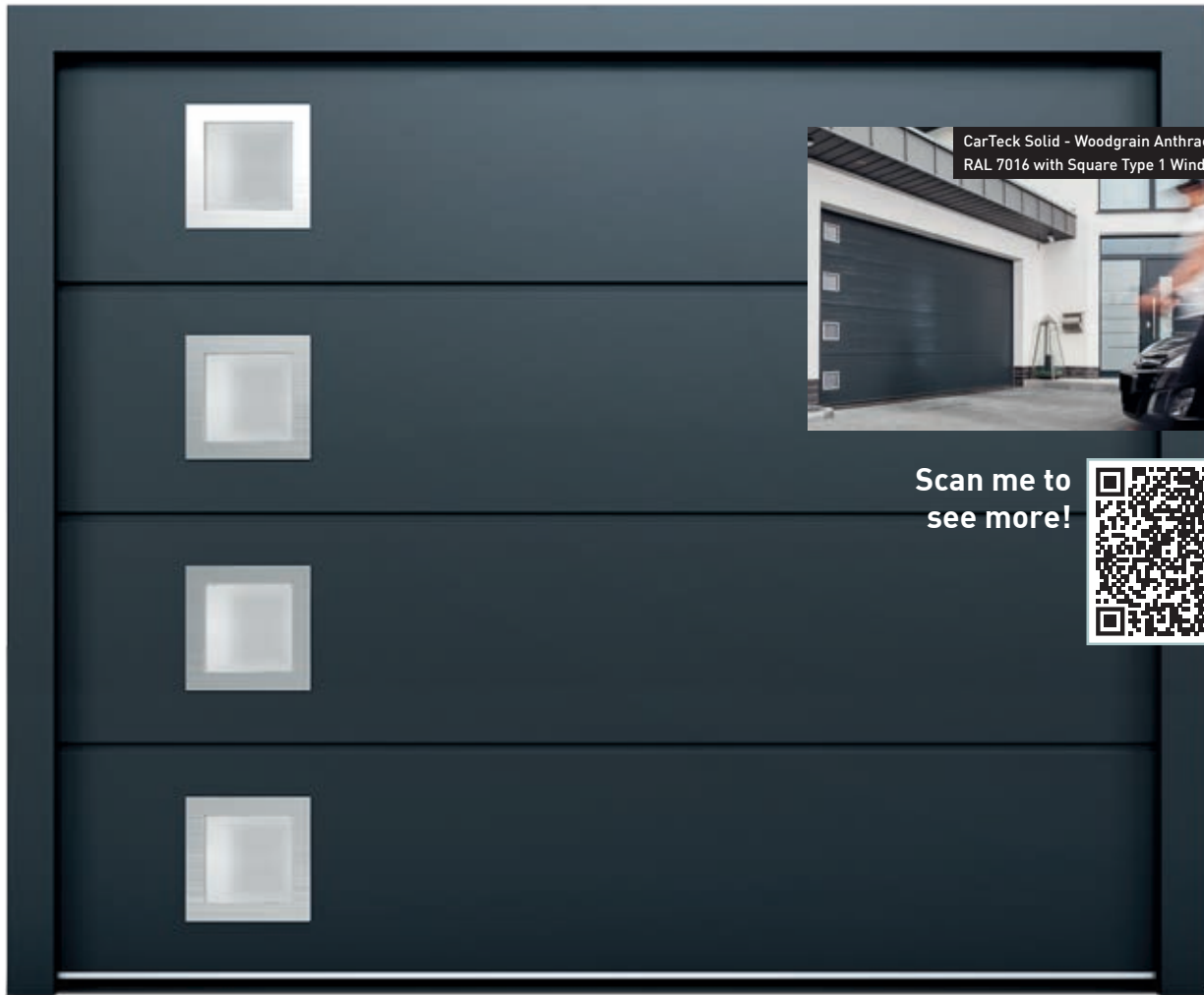
CarTeck Automatic Solid

Matching side doors available.



The Modern Master

Simple, clean design sets apart the CarTeck Automatic Solid as the contemporary choice.




Scan me to see more!



CarTeck Solid - Smooth Anthracite Grey RAL 7016 with Alpha Windows

Surface Textures




Smooth



Woodgrain



Stucco



Micro-profiled

A note about colour

Where doors are exposed to direct sunlight, dark colours should be avoided.

RAL references for colours are provided as a guide only to the nearest similar RAL colour. Colours will not match to other RAL finishes due to different coating processes, gloss levels, substrates and textures. Similarly, special RAL, BS, wood effects or other colours will not be a precise match.

Colours shown are limited in accuracy by the printing process - samples should always be requested.

Golden Oak & Winchester are laminate finishes. Night Oak & Rosewood have a painted finish.

Wood Design frame legs, headers & 3D profiles in Night Oak & Rosewood are finished in a complimenting painted wood effect finish but will not match precisely. Golden Oak & Winchester are finished in a flat colour RAL 8014. TT9016 Bling White frame legs, headers & 3D profiles are finished in RAL 9016.

If you are matching to other finishes, particularly wood effects such as Rosewood, Golden Oak, Night Oak or Winchester, always request a sample.

All frame legs, headers & 3D profiles are available in smooth finish only.



Doors can also be coloured to any RAL shade

Colours

<input type="checkbox"/>	<input type="checkbox"/>	<input type="checkbox"/>	<input type="checkbox"/>
Flame Red RAL 3000	Fir Green RAL 6009	Moss Green RAL 6005	Sepia Brown RAL 8014
<input type="checkbox"/>	<input type="checkbox"/>	<input type="checkbox"/>	<input type="checkbox"/>
Window Grey RAL 7040	Anthracite Grey RAL 7016	White Aluminium RAL 9006	Cream RAL 9001
<input type="checkbox"/>	<input type="checkbox"/>	<input type="checkbox"/>	<input type="checkbox"/>
Quartz Grey RAL 7039	Light Grey RAL 7035	Grey Aluminium RAL 9007	Jet Black RAL 9005
<input type="checkbox"/>	<input type="checkbox"/>	<input type="checkbox"/>	<input type="checkbox"/>
White RAL 9016	Umbra Grey RAL 7022	Steel Blue RAL 5011	Slate Grey RAL 7015
<input type="checkbox"/>	<input type="checkbox"/>	<input type="checkbox"/>	<input type="checkbox"/>
Anthracite Textured RAL 7016	Ice Crystal Grey Aluminium	TT703 satin metallic grey with micaceous iron ore particles	TT9016 Bling White with micaceous iron ore particles glitter effect

Wood effects

See page 32

Golden Oak <input type="checkbox"/>	Rosewood <input type="checkbox"/>	Night Oak <input type="checkbox"/>	Winchester <input type="checkbox"/>



CarTeck Solid - Smooth White RAL 9016

Windows

Rectangle 1 <input type="checkbox"/>	Rectangle 2 <input type="checkbox"/>
Cross Mullion <input type="checkbox"/>	Rhombus Mullion <input type="checkbox"/>
Square 1 <input type="checkbox"/>	Rectangle 3 <input type="checkbox"/>
Square 2 <input type="checkbox"/>	Aluminium light strip <input type="checkbox"/>

The images above show popular window combinations. If you'd like alternative window configuration, just ask!
For extra special windows and decals, see our Bling section on pages 36 & 37.

Automation

Ambience pack 1 <input type="checkbox"/>	Parking pack 1 <input type="checkbox"/>
Ambience pack 2 <input type="checkbox"/>	Parking pack 2 <input type="checkbox"/>
Ambience pack 3 <input type="checkbox"/>	
Ambience pack 4 <input type="checkbox"/>	
	Smart Pack <input type="checkbox"/>
Security pack 1 <input type="checkbox"/>	Access pack 1 <input type="checkbox"/>
Security pack 2 <input type="checkbox"/>	Access pack 2 <input type="checkbox"/>
	Access pack 3 <input type="checkbox"/>
	Access pack 4 <input type="checkbox"/>
Power Pack <input type="checkbox"/>	Pearl Vibe <input type="checkbox"/>
	Safety Pack <input type="checkbox"/>

For pack details see page 16-19

CarTeck Automatic Centre Ribbed

Matching side doors available.



The Style Master

Our most popular style. CarTeck Automatic's centre ribbed proportions give the door a refined designer feel that just works!




CarTeck Centre Rib - Grey Aluminium RAL 9007

Scan me to see more!




CarTeck Centre Ribbed - Smooth Jet Black RAL 9005

Surface Textures




Smooth



Woodgrain



Stucco



Micro-profiled

A note about colour

Where doors are exposed to direct sunlight, dark colours should be avoided.

RAL references for colours are provided as a guide only to the nearest similar RAL colour. Colours will not match to other RAL finishes due to different coating processes, gloss levels, substrates and textures. Similarly, special RAL, BS, wood effects or other colours will not be a precise match.

Colours shown are limited in accuracy by the printing process - samples should always be requested.

Golden Oak & Winchester are laminate finishes. Night Oak & Rosewood have a painted finish.

Wood Design frame legs, headers & 3D profiles in Night Oak & Rosewood are finished in a complimenting painted wood effect finish but will not match precisely. Golden Oak & Winchester are finished in a flat colour RAL 8014. TT9016 Bling White frame legs, headers & 3D profiles are finished in RAL 9016.

If you are matching to other finishes, particularly wood effects such as Rosewood, Golden Oak, Night Oak or Winchester, always request a sample.

All frame legs, headers & 3D profiles are available in smooth finish only.



Doors can also be coloured to any RAL shade

Colours

<input type="checkbox"/>	<input type="checkbox"/>	<input type="checkbox"/>	<input type="checkbox"/>
Flame Red RAL 3000	Fir Green RAL 6009	Moss Green RAL 6005	Sepia Brown RAL 8014
<input type="checkbox"/>	<input type="checkbox"/>	<input type="checkbox"/>	<input type="checkbox"/>
Window Grey RAL 7040	Anthracite Grey RAL 7016	White Aluminium RAL 9006	Cream RAL 9001
<input type="checkbox"/>	<input type="checkbox"/>	<input type="checkbox"/>	<input type="checkbox"/>
Quartz Grey RAL 7039	Light Grey RAL 7035	Grey Aluminium RAL 9007	Jet Black RAL 9005
<input type="checkbox"/>	<input type="checkbox"/>	<input type="checkbox"/>	<input type="checkbox"/>
White RAL 9016	Umbra Grey RAL 7022	Steel Blue RAL 5011	Slate Grey RAL 7015
<input type="checkbox"/>	<input type="checkbox"/>	<input type="checkbox"/>	<input type="checkbox"/>
Anthracite Textured RAL 7016	Ice Crystal Grey Aluminium	TT703 satin metallic grey with micaceous iron ore particles	TT9016 Bling White with micaceous iron ore particles glitter effect

Wood effects

See page 32

Golden Oak <input type="checkbox"/>	Rosewood <input type="checkbox"/>	Night Oak <input type="checkbox"/>	Winchester <input type="checkbox"/>



CarTeck Centre Ribbed - Smooth Wood Effect Golden Oak

Windows

Rectangle 1 <input type="checkbox"/>	Rectangle 2 <input type="checkbox"/>
Cross Mullion <input type="checkbox"/>	Rhombus Mullion <input type="checkbox"/>
Square 1 <input type="checkbox"/>	Rectangle 3 <input type="checkbox"/>
Square 2 <input type="checkbox"/>	Aluminium light strip <input type="checkbox"/>



The images above show popular window combinations. If you'd like alternative window configuration, just ask!

For extra special windows and decals, see our Bling section on pages 36 & 37.

Automation

Ambience pack 1 <input type="checkbox"/>	Parking pack 1 <input type="checkbox"/>
Ambience pack 2 <input type="checkbox"/>	Parking pack 2 <input type="checkbox"/>
Ambience pack 3 <input type="checkbox"/>	
Ambience pack 4 <input type="checkbox"/>	
	Smart Pack <input type="checkbox"/>
Security pack 1 <input type="checkbox"/>	Access pack 1 <input type="checkbox"/>
Security pack 2 <input type="checkbox"/>	Access pack 2 <input type="checkbox"/>
	Access pack 3 <input type="checkbox"/>
	Access pack 4 <input type="checkbox"/>
Power Pack <input type="checkbox"/>	Pearl Vibe <input type="checkbox"/>
	Safety Pack <input type="checkbox"/>

For pack details see page 16-19

CarTeck Automatic Standard Ribbed

Matching side doors available.



Simple, Timeless

Horizontal rib styling is a wonderfully simple way to create a design that is at home on any style of house, choose white, wood effect or add a splash of colour!



CarTeck Standard Ribbed - White RAL 9016

Scan me to see more!



CarTeck Standard Ribbed - Smooth White RAL 9016

Surface Textures




Smooth



Woodgrain



Stucco



Micro-profiled

A note about colour

Where doors are exposed to direct sunlight, dark colours should be avoided.

RAL references for colours are provided as a guide only to the nearest similar RAL colour. Colours will not match to other RAL finishes due to different coating processes, gloss levels, substrates and textures. Similarly, special RAL, BS, wood effects or other colours will not be a precise match.

Colours shown are limited in accuracy by the printing process - samples should always be requested.

Golden Oak & Winchester are laminate finishes. Night Oak & Rosewood have a painted finish.

Wood Design frame legs, headers & 3D profiles in Night Oak & Rosewood are finished in a complimentary painted wood effect finish but will not match precisely. Golden Oak & Winchester are finished in a flat colour RAL 8014. TT9016 Bling White frame legs, headers & 3D profiles are finished in RAL 9016.

If you are matching to other finishes, particularly wood effects such as Rosewood, Golden Oak, Night Oak or Winchester, always request a sample.

All frame legs, headers & 3D profiles are available in smooth finish only.



Doors can also be coloured to any RAL shade

Colours

<input type="checkbox"/>	<input type="checkbox"/>	<input type="checkbox"/>	<input type="checkbox"/>
Flame Red RAL 3000	Fir Green RAL 6009	Moss Green RAL 6005	Sepia Brown RAL 8014
<input type="checkbox"/>	<input type="checkbox"/>	<input type="checkbox"/>	<input type="checkbox"/>
Window Grey RAL 7040	Anthracite Grey RAL 7016	White Aluminium RAL 9006	Cream RAL 9001
<input type="checkbox"/>	<input type="checkbox"/>	<input type="checkbox"/>	<input type="checkbox"/>
Quartz Grey RAL 7039	Light Grey RAL 7035	Grey Aluminium RAL 9007	Jet Black RAL 9005
<input type="checkbox"/>	<input type="checkbox"/>	<input type="checkbox"/>	<input type="checkbox"/>
White RAL 9016	Umbra Grey RAL 7022	Steel Blue RAL 5011	Slate Grey RAL 7015
<input type="checkbox"/>	<input type="checkbox"/>	<input type="checkbox"/>	<input type="checkbox"/>
Anthracite Textured RAL 7016	Ice Crystal Grey Aluminium	TT703 satin metallic grey with micaceous iron ore particles	TT9016 Bling White with micaceous iron ore particles glitter effect

Wood effects

See page 32

Golden Oak <input type="checkbox"/>	Rosewood <input type="checkbox"/>	Night Oak <input type="checkbox"/>	Winchester <input type="checkbox"/>



CarTeck Standard Ribbed - Smooth Wood Effect Rosewood

Windows

Rectangle 1 <input type="checkbox"/>	Rectangle 2 <input type="checkbox"/>
Cross Mullion <input type="checkbox"/>	Rhombus Mullion <input type="checkbox"/>
Square 1 <input type="checkbox"/>	Rectangle 3 <input type="checkbox"/>
Square 2 <input type="checkbox"/>	Aluminium light strip <input type="checkbox"/>



The images above show popular window combinations. If you'd like alternative window configuration, just ask!

For extra special windows and decals, see our Bling section on pages 36 & 37.

Automation

Ambience pack 1 <input type="checkbox"/>	Parking pack 1 <input type="checkbox"/>
Ambience pack 2 <input type="checkbox"/>	Parking pack 2 <input type="checkbox"/>
Ambience pack 3 <input type="checkbox"/>	
Ambience pack 4 <input type="checkbox"/>	Smart Pack <input type="checkbox"/>
Security pack 1 <input type="checkbox"/>	Access pack 1 <input type="checkbox"/>
Security pack 2 <input type="checkbox"/>	Access pack 2 <input type="checkbox"/>
	Access pack 3 <input type="checkbox"/>
Power Pack <input type="checkbox"/>	Access pack 4 <input type="checkbox"/>
	Pearl Vibe <input type="checkbox"/>
	Safety Pack <input type="checkbox"/>

For pack details see page 16-19


CarTeck Automatic Georgian

Matching side doors available.



The Classic

The Georgian design features are a timeless favourite and work beautifully with the addition of windows for an added accent and natural light.



CarTeck Georgian - White RAL 9016 with Cross Mullion Windows

Scan me to see more!



CarTeck Georgian - Woodgrain Jet Black RAL 9005

Surface Textures



Woodgrain

A note about colour

Where doors are exposed to direct sunlight, dark colours should be avoided.

RAL references for colours are provided as a guide only to the nearest similar RAL colour. Colours will not match to other RAL finishes due to different coating processes, gloss levels, substrates and textures. Similarly, special RAL, BS, wood effects or other colours will not be a precise match.

Colours shown are limited in accuracy by the printing process - samples should always be requested.

Golden Oak & Winchester are laminate finishes. Night Oak & Rosewood have a painted finish.

Wood Design frame legs, headers & 3D profiles in Night Oak & Rosewood are finished in a complimenting painted wood effect finish but will not match precisely. Golden Oak & Winchester are finished in a flat colour RAL 8014. TT9016 Bling White frame legs, headers & 3D profiles are finished in RAL 9016.


If you are matching to other finishes, particularly wood effects such as Rosewood, Golden Oak, Night Oak or Winchester, always request a sample.

All frame legs, headers & 3D profiles are available in smooth finish only.



Doors can also be coloured to any RAL shade

Colours



Flame Red RAL 3000 Fir Green RAL 6009 Moss Green RAL 6005 Sepia Brown RAL 8014




Window Grey RAL 7040 Anthracite Grey RAL 7016 White Aluminium RAL 9006 Cream RAL 9001



Quartz Grey RAL 7039 Light Grey RAL 7035 Grey Aluminium RAL 9007 Jet Black RAL 9005



White RAL 9016 Umbra Grey RAL 7022 Steel Blue RAL 5011 Slate Grey RAL 7015



Anthracite Textured RAL 7016 Ice Crystal Grey Aluminium TT703 satin metallic grey with micaceous iron ore particles TT9016 Bling White with micaceous iron ore particles glitter effect

Wood effects

See page 32



Golden Oak Rosewood Night Oak Winchester



Carteck Georgian - Woodgrain White RAL 9016

Windows



Rectangle 1



Cross Mullion



Rhombus Mullion

Automation



Parking pack 1
Parking pack 2



Smart Pack

Ambience pack 1
Ambience pack 2
Ambience pack 3
Ambience pack 4



Access pack 1
Access pack 2
Access pack 3
Access pack 4



Security pack 1
Security pack 2



Pearl Vibe



Power Pack



Safety Pack

For pack details see page 16-19


CarTeck Automatic Wood Effect

Matching side
doors available.



Rich woodtones

Our wide grain wood effect finishes are grained to give a much more natural look than close grain finishes.



CarTeck Centre Ribbed - Wood Effect Golden Oak



Scan me to
see more!



CarTeck Georgian - Woodgrain Wood Effect Golden Oak

Surface Texture for Georgian



Woodgrain

Life-like Wood effect

Our wood effect doors definitely look the part - characterful woodgraining brings these designs to life.

A note about colour

Where doors are exposed to direct sunlight, dark colours should be avoided.

RAL references for colours are provided as a guide only to the nearest similar RAL colour. Colours will not match to other RAL finishes due to different coating processes, gloss levels, substrates and textures. Similarly, special RAL, BS, wood effects or other colours will not be a precise match.

Colours shown are limited in accuracy by the printing process - samples should always be requested.


Golden Oak & Winchester are laminate finishes. Night Oak & Rosewood have a painted finish.

Wood Design frame legs, headers & 3D profiles in Night Oak & Rosewood are finished in a complimenting painted wood effect finish but will not match precisely. Golden Oak & Winchester are finished in a flat colour RAL 8014. TT9016 Bling White frame legs, headers & 3D profiles are finished in RAL 9016.

If you are matching to other finishes, particularly wood effects such as Rosewood, Golden Oak, Night Oak or Winchester, always request a sample.

All frame legs, headers & 3D profiles are available in smooth finish only.

Wood effects*



Golden Oak Rosewood Night Oak Winchester

***Please note: Golden Oak & Winchester are laminate finishes. Night Oak & Rosewood have a painted finish.**

Centre Rib Rosewood



Centre Rib Golden Oak



Surface Textures for Standard Rib, Centre Rib & Solid



Smooth Rosewood & Night Oak

Smooth Golden Oak

Better scratch resistance & UV stability

Night Oak & Rosewood have a paint finished surface instead of the traditional surface bonded film. They outperform films for scratch resistance. The paint finish is also more UV stable over time, retaining colour for longer and less prone to the finish becoming "milky" in strong sunlight.

Solid Night Oak



Solid Winchester





Scratch-resistant Polymer
Double Pane
Clear



Scratch-resistant Polymer
Double Pane
Frosted



Scratch-resistant Polymer
Double Pane
Satin

Our glazing elements.

Glazing Elements

Scratch-resistant Polymer, double glazed windows in attractive designs allow natural light into your garage.

As harmonious integration or intentional contrast – aligned with other facades and windows, vision elements play a key role in shaping the overall architecture of your house.



Window frames are coloured to be similar to the door panel. Selected Trend colours & wood design windows are finished in a complementary flat colour for Golden Oak (RAL8003), Rosewood (RAL8016), Night Oak (RAL8014), Winchester (RAL8001), Textured Anthracite (RAL7016), Ice Crystal Grey Aluminium (RAL9007) and TT9016 Bling White (RAL9016). The surrounds on aluminium GSA window sections are finished in a smooth finish.

Window frame colour shade and surface lustre will show a variance from the panel finish as the base material and coating methods are different.



Rectangle 1



Rectangle 2*



Cross mullion




Rhombus Mullion



Square 1*



Rectangle 3*




Square 2*



GSA Aluminium light strip

*Not available on Georgian style



The images above show popular window combinations. If you'd like alternative window configuration, just ask!

For extra special windows and decals, see our Bling section on pages 36 & 37.

Teckentrup Bling!

Available on:



CarTeck Automatic Solid



CarTeck Automatic Centre Ribbed



CarTeck Automatic Standard Ribbed

Bling Windows

Windows

High-grade window units add natural daylight with a contemporary twist. Windows are constructed with an aluminium casement and polymer glazing unit.


Glazing Styles



Satin



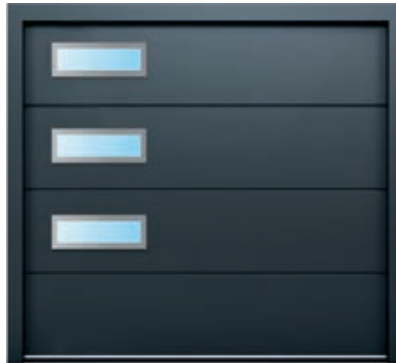
Clear



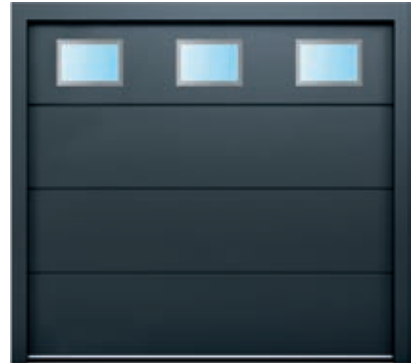
Athena
406mm x 203mm



Versus
900mm x 1000mm



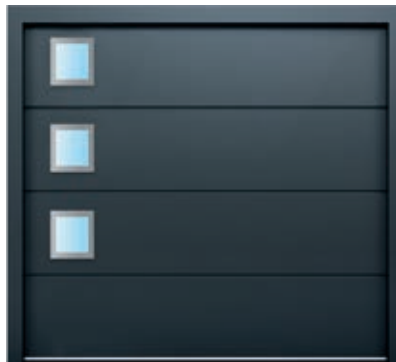
Sigma
610mm x 200mm



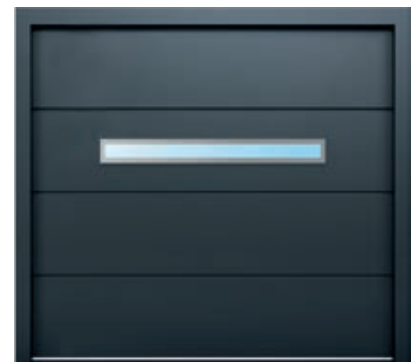
Gamma
534mm x 344mm



Zeta
ø280mm



Alpha
280mm x 280mm



Kappa
1860mm x 180mm

More!

Extras

Finishing touches to make your door easier to use.



LETTER BOXES



SPY HOLES



PET FLAPS

Pet Flaps, usually fitted to the bottom panel of a door!



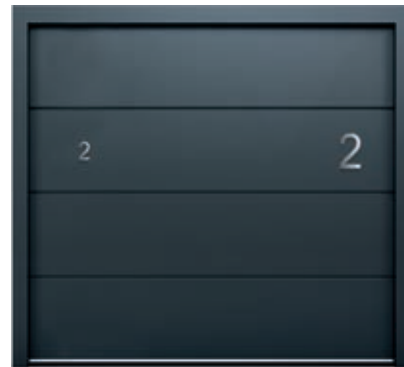
ANYTHING ELSE?

If you can think of anything else you would like to incorporate onto your door, just ask and we'll see if we can make it happen!

Design Accents


Decals

High-grade alinox decals are factory bonded to your door for added visual appeal. Each decal can be positioned to suit your sense of design, however, popular arrangements are shown here.




Writing
100mm/200mm


Decorative Decal Options




Access 1
431mm x 40mm



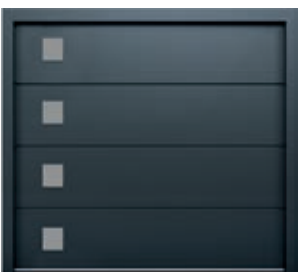
Access 2
430mm x 40mm




Access 3
215mm x 40mm



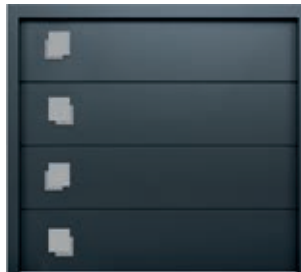
Access 4
400mm x 86mm



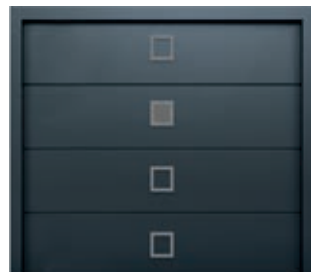
Access 5
180mm x 180mm



Access 6
70mm x 70mm



Access 7
150mm x 150mm



Access 8
194 mm x 194 mm

The images above and left show the most popular combinations. If you'd like alternative configuration, just ask!

SLX Vision

For a panoramic presence look no further than the CarTeck SLX Vision. The doors employ the same market-leading sectional lifting gear used on the standard CarTeck range with its concealed lifting springs, but with added wow-factor.

These automated doors have full width vision panels made from 40mm hollow aluminium profiles, with 20mm scratch resistant, polymer double glazing in a choice of six vision styles.



WHAT PERFORMANCE CAN I EXPECT?

As part of the CE/UKCA marking process, each product must have its performance provided for a defined set of characteristics to allow fair comparison between products from different manufacturers. Other characteristics can also be included, if relevant to a door's performance. The following tables show the performance characteristics of CarTeck SLX Vision sectional garage doors.

SLX VISION PERFORMANCE CHARACTERISTIC

RATING

Resistance to Windload EN 12424	Class 2
Watertightness EN 12425	Class 2
Air Permeability EN 12426	Class 2
Thermal Transmittance EN 13241	3.5 W/m ² k
Operating Forces (hand Operated) EN 12604	150 N

VISION OPTIONS

Windows are made from double pane scratch-resistant polymer.



Clear



Satin



Frosted



Green Tint
70% transmission
(approx)



Brown Tint
50% transmission
(approx)



Grey Tint
43% transmission
(approx)

COLOURS



Flame Red
RAL 3000



Fir Green
RAL 6009




Moss Green
RAL 6005



Sepia Brown
RAL 8014




Window Grey
RAL 7040



Anthracite
Grey RAL 7016



White Aluminium
RAL 9006



Cream
RAL 9001




Quartz Grey
RAL 7039




Light Grey
RAL 7035




Grey Aluminium
RAL 9007



Jet Black
RAL 9005



White
RAL 9016



Umbra Grey
RAL 7022



Steel Blue
RAL 5011



Slate Grey
RAL 7015

A NOTE ABOUT COLOUR

Where doors are exposed to direct sunlight, dark colours should be avoided. RAL references for colours are provided as a guide only to the nearest similar RAL colour. Colours will not match to other RAL finishes due to different coating processes, gloss levels, substrates and textures. Similarly, special RAL, BS or other colours will not be a precise match.

Colours shown are limited in accuracy by the printing process - samples should always be requested.

All frame legs, headers & 3D profiles are available in smooth finish only.

WHAT WILL MY DOOR LOOK LIKE?

Full width glazing up to 3250mm wide (no mullions)



Single mullion over 3250mm wide, maximum width 4000mm.



The number of sections is dependent on door height and is shown below:



4 sections
Doors up to 2280mm high.



5 sections
Doors up to 2835mm high.



6 sections
Doors up to 3000mm high.



Our doors and openers are independently tested and certified to all current safety legislation and carry a CE/UKCA mark.

GSA Vision

Multiple mullions give the CarTeck GSA Vision an ultra-contemporary, minimalist aesthetic. Choose privacy and light with satin or frosted glazing.

These automated doors have sections made from 40mm hollow aluminium profiles, with 20mm scratch resistant, polymer double glazing. The doors also employ the same market-leading sectional lifting gear used on the standard CarTeck range with its concealed lifting springs and quiet smooth action.



Matching side doors available.



WHAT PERFORMANCE CAN I EXPECT?

As part of the CE/UKCA marking process, each product must have its performance provided for a defined set of characteristics to allow fair comparison between products from different manufacturers. Other characteristics can also be included, if relevant to a door's performance. The following tables show the performance characteristics of CarTeck GSA Vision sectional garage doors.

GSA VISION PERFORMANCE CHARACTERISTIC

RATING

Resistance to Windload EN 12424	Class 2
Watertightness EN 12425	Class 2
Air Permeability EN 12426	Class 2
Thermal Transmittance EN 13241	3.3 W/m ² k
Operating Forces (hand Operated) EN 12604	150 N

VISION OPTIONS

Windows are made from double pane scratch-resistant polymer.



Clear Satin Frosted

COLOURS



A NOTE ABOUT COLOUR

Where doors are exposed to direct sunlight, dark colours should be avoided. RAL references for colours are provided as a guide only to the nearest similar RAL colour. Colours will not match to other RAL finishes due to different coating processes, gloss levels, substrates and textures. Similarly, special RAL, BS or other colours will not be a precise match. Colours shown are limited in accuracy by the printing process - samples should always be requested. All frame legs, headers & 3D profiles are available in smooth finish only.

WHAT WILL MY DOOR LOOK LIKE?

The number of vertical mullions is dependent on door width and is shown below:

Doors up to 2235mm wide



Doors up to 2438mm wide




Doors up to 3353mm wide



Doors up to 4420mm wide



Doors up to 5500mm wide



The number of sections is dependent on door height and is shown below:



4 sections Doors up to 2280mm high.
5 sections Doors up to 2835mm high.
6 sections Doors up to 3000mm high.



Our doors and openers are independently tested and certified to all current safety legislation and carry a CE/UKCA mark.

CARTECK SIDE HINGED GARAGE DOORS & SIDE DOORS





CarTeck Centre Ribbed Woodgrain - Anthracite Grey
with asymmetric door design and
1500mm Stainless Steel 'D' Handles

TECKENTRUP
DOOR SOLUTIONS

WHERE TO BEGIN?!

1 SUPERIOR QUALITY



Page 46

2 EVERY DETAIL, PERFECT



Page 48

3 THE STYLES - GARAGE & SIDE DOORS



Page 50

4 STYLE OPTIONS - WINDOWS & BLIND



Page 60

GOOD REASONS FOR A CARTECK SIDE HINGED DOOR



Simply the best

Teckentrup side hinged garage doors and personnel doors are quite simply the very best. The solid panels, engineered hollow section aluminium frames and high grade fittings result in a door that closes with a reassuringly deep "clunk".

Security is excellent and the range of styles, finishes and windows allows personalisation to suit your tastes. 1/2 and 1/2 opening and asymmetric configurations further increase the doors' versatility.



WARRANTY

The warranty periods below only apply to products that have been correctly installed as per the instructions, maintained by a Garage Door Specialist and operated and cleaned in accordance with the requirements set out in the operating and maintenance sections of instructions and labels.

2-year manufacturer's guarantee

- on window units, hinges, locks, handles and stays (opening/closing max. 5 times a day)

10-year manufacturer's guarantee

- on panels against rust penetration from inside to outside
- against door panel separation of steel from foam
- on material and manufacturing flaws of all non-moving parts of the frame that are verifiably unusable or whose usability is substantially compromised
- on floor seal, intermediate seals and frame seals against rotting

The guarantee does not apply to doors that are subjected to extreme conditions, e.g. corrosive influences resulting from use in a coastal climate with high salt content.

Terms and conditions apply, visit www.teckentrup.co.uk for details.



2 Year 10 Year Guarantee



CarTeck Side Hinged Traditional Standard Ribbed
Horizontal Custom RAL 7038 Agate Grey

SUPERIOR QUALITY

CarTeck Solid Smooth - Anthracite Grey
with Zeta Round Aluminium Window



CarTeck Centre Ribbed Smooth - Jet Black
with the standard lipped threshold

WHAT PERFORMANCE CAN I EXPECT?

As part of the CE/UKCA marking process, each product must have its performance provided for a defined set of characteristics to allow fair comparison between products from different manufacturers. Other characteristics can also be included, if relevant to a door's performance. The following table shows the performance characteristics of CarTeck side hinged garage doors.

NPD signifies the product has not been measured for this characteristic (NPD - No Performance Determined).

PERFORMANCE CHARACTERISTIC RATING

Resistance to Windload EN 12424	Class 2
Watertightness EN 12425	NPD
Air Permeability EN 12426	NPD
Thermal Transmittance EN 13241	NPD

NEAT INSIDE TOO

The inside of the door is very presentable. There are no unsightly bracings just a wipe clean surface finished in a practical grey white stucco texture (RAL 9002). Horizontal doors are as shown below, vertical doors have small jointing plates at the panel interfaces.



MITRED FRAMES

The mitred door leaf frame and door frame are finished in a matching smooth finish for white, Trend (including Anthracite Textured) and RAL coloured doors. For these Trend colours, a complimentary flat colour is used: Ice Crystal Grey Aluminium (RAL9007), TT9016 Bling White (RAL 9016), Golden Oak (RAL8003), Rosewood (RAL8016) and Night Oak (RAL8014), Winchester (RAL8001) wood design finishes.

(The door frame colour shade and surface lustre will show a variance from the panel finish as the base material and coating methods are different.)



CLEANING ON INSTALLATION

After the installation has been completed, clean and dry the door thoroughly inside and out with warm soapy water to remove any grease, dust and metal fragments from the door (these will discolour the door finish if left on the door).

CLEANING

The door should be washed with a car shampoo or similar, every two months, to prevent the build up of dirt, salt, grit and other corrosive substances. If the door is in an area prone to coastal corrosion from airborne salts, the door should be cleaned monthly. Furthermore, cleaning operating gear with a cloth soaked in a light oil will help to protect your door from corrosion – it must be accepted that salt air is very aggressive and extra care is required.

No caustic, abrasive or corrosive chemicals and substances, flood water, water runoff, or runoff from lead, copper or galvanic metal flashing should be allowed to come into contact with the door.

Ash, cement, dust, animal waste, or foreign substances should be removed immediately. Failure to ensure the door is cleaned and maintained as described will invalidate the doors' warranty.

MAINTENANCE

Doors must be maintained as per the supplied Installation, Operating and Maintenance Manual by a Garage Door Specialist. Failure to carry out the required maintenance at the advised interval will invalidate the warranty.

SO SIMPLE, SO EFFECTIVE

EVERY DETAIL, PERFECT

SOLID 40MM THICK PANELS

Doors are built with 40mm thick interlocking panels and an aluminium hollow section frame that provides excellent strength, rigidity and resistance to corrosion.



EN 13241

Our doors are independently tested and certified to all current safety legislation and carry a CE/UKCA mark.

HIGH QUALITY HINGES

Aluminium hinges with secured hinge bolts make it extremely difficult to lever open the door and are easily adjusted. Two or three hinges are fitted to each leaf dependent on size.



SECURITY KEYS

Each door includes two security keys. Security keys add extra security by preventing unauthorised copying. They cannot be cut by anyone other than the issuer of the key - Teckentrup.



STANDARD LIPPED THRESHOLD


A stepped 3-part aluminium threshold with a bulb weather strip is supplied as standard. The door leaves close against the raised weather strip creating an improved barrier to dust and debris. The threshold includes a thermal break, helping to reduce heat transfer.



STAINLESS STEEL HANDLES AND SECURITY LOCKING

High grade stainless steel handles and lock covers are tough and attractive, whilst the latch and dead bolt combination provides dependable security. A convenient thumb turn operates the lock from the inside.

The inactive leaf incorporates a stainless steel strike plate with an adjustable latch plate for precise latching and a steel lock keep box for added attack resistance. Specific hardware requirement? Talk to us as alternative designs can often be accommodated.




OPTIONAL ALUMINIUM STRIP THRESHOLD

The aluminium profile, available as an option, provides a simple low profile threshold (without a weather strip).



DOUBLE WEATHER STRIPS AND MITRED CORNERS

In addition to the circumferential weather strip around the door leaf, the door frame has a three-sided weather strip for excellent draught reduction. Profiles are mitre jointed for a neat finish.



DOOR STAYS

These top grade, spring dampened stays hold the door securely in the open position. A simple de-latch motion releases the held door leaf. Any leaf below 780mm wide (including asymmetric side hinged doors) will not have a stay.



Note - not designed for high wind applications.



FLUSH BOLT SECURITY

The inactive leaf is secured with flush bolts to the top and bottom of the leaf. Each bolt has an adjustable flush bolt plate for greater versatility on the position of the leading edge on the inactive leaf as seals compress over time.



OPTIONAL TRIPLE POINT LOCKING

The active leaf is available with three point locking for greatly enhanced security. The locks provide enhanced strength to combat attempts to force them apart.



OPTIONAL FOOT STOPS

Add foot activated floor stops to hold the door in the open position. Floor stops can be selected as an alternative option to door stays.



Note - not designed for high wind applications.

CLASSIC, CONTEMPORARY

TECKENTRUP
DOOR SOLUTIONS

CarTeck Side Hinged Georgian

CarTeck Georgian Horizontal - Woodgrain Anthracite Grey with Cross Mullion Windows

CarTeck Georgian Vertical - Woodgrain Rosewood



CarTeck Side Hinged Georgian Horizontal

1/2 and 1/2 split



1/2 and 1/2 split width up to 2350mm

Asymmetric split



Asymmetric split width up to 2350mm



Asymmetric split width above 2350mm

Personnel



Personnel door

CarTeck Side Hinged Georgian Vertical

1/2 and 1/2 split



1/2 and 1/2 split Height below 2200mm*



1/2 and 1/2 split Height above 2200mm*

A note about colour

Where doors are exposed to direct sunlight, dark colours should be avoided.

RAL references for colours are provided as a guide only to the nearest similar RAL colour. Colours will not match to other RAL finishes due to different coating processes, gloss levels, substrates and textures. Similarly, special RAL, BS, wood effects or other colours will not be a precise match.

Colours shown are limited in accuracy by the printing process - samples should always be requested.

Golden Oak & Winchester are laminate finishes. Night Oak & Rosewood have a painted finish.

The mitred door leaf frame and door frame are finished in a matching smooth finish for white, Trend (including Anthracite Textured) and RAL coloured doors. For these Trend colours, a complimentary flat colour is used: Ice Crystal Grey Aluminium (RAL9007), TT9016 Bling White (RAL 9016), Golden Oak (RAL8003), Rosewood (RAL8016) and Night Oak (RAL8014), Winchester (RAL8001) wood design finishes.

If you are matching to other finishes, particularly wood effects such as Rosewood, Golden Oak, Night Oak or Winchester, always request a sample.

Surface Textures




Woodgrain



Doors can also be coloured to any RAL shade

Colours



Flame Red RAL 3000 Fir Green RAL 6009 Moss Green RAL 6005 Sepia Brown RAL 8014




Window Grey RAL 7040 Anthracite Grey RAL 7016 White Aluminium RAL 9006 Cream RAL 9001



Quartz Grey RAL 7039 Light Grey RAL 7035 Grey Aluminium RAL 9007 Jet Black RAL 9005



White RAL 9016 Umbra Grey RAL 7022 Steel Blue RAL 5011 Slate Grey RAL 7015



Anthracite Textured RAL 7016 Ice Crystal Grey Aluminium TT703 satin metallic grey with micaceous iron ore particles TT9016 Bling White with micaceous iron ore particles glitter effect

Wood effects



Golden Oak Rosewood Night Oak Winchester



CarTeck Georgian Horizontal - Woodgrain Moss Green



CarTeck Georgian Vertical - Woodgrain White with Cross Mullion windows

Windows

Vertical



Rectangle 1



Cross Mullion



Rhombus Mullion

Horizontal



Rectangle 1



Cross Mullion



Rhombus Mullion

The images above show popular window combinations. If you'd like alternative window configuration, just ask! For full details on windows, see page 60.

Black powder coated handle available as an option.



CarTeck Georgian Horizontal - Woodgrain Golden Oak



CarTeck Side Hinged Solid

CarTeck Solid Horizontal - Smooth Anthracite Grey

CarTeck Solid Horizontal - Wood Effect Night Oak



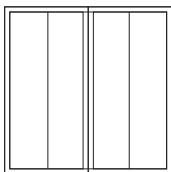
CarTeck Side Hinged Solid Vertical



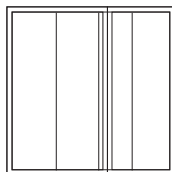
CarTeck Side Hinged Solid Horizontal




CarTeck Side Hinged Solid Personnel




1/2 and 1/2 split



Asymmetric



1/2 and 1/2 split



Asymmetric

A note about colour

Where doors are exposed to direct sunlight, dark colours should be avoided.

RAL references for colours are provided as a guide only to the nearest similar RAL colour. Colours will not match to other RAL finishes due to different coating processes, gloss levels, substrates and textures. Similarly, special RAL, BS, wood effects or other colours will not be a precise match.


Colours shown are limited in accuracy by the printing process - samples should always be requested.

Golden Oak & Winchester are laminate finishes. Night Oak & Rosewood have a painted finish.


The mitred door leaf frame and door frame are finished in a matching smooth finish for white, Trend (including Anthracite Textured) and RAL coloured doors. For these Trend colours, a complimentary flat colour is used: Ice Crystal Grey Aluminium (RAL9007), TT9016 Bling White (RAL 9016), Golden Oak (RAL8003), Rosewood (RAL8016) and Night Oak (RAL8014), Winchester (RAL8001) wood design finishes.

If you are matching to other finishes, particularly wood effects such as Rosewood, Golden Oak, Night Oak or Winchester, always request a sample.

Surface Textures



Smooth



Woodgrain



Stucco



Micro-profiled



Doors can also be coloured to any RAL shade

Colours



Flame Red RAL 3000



Fir Green RAL 6009



Moss Green RAL 6005



Sepia Brown RAL 8014




Window Grey RAL 7040



Anthracite Grey RAL 7016



White Aluminium RAL 9006



Cream RAL 9001



Quartz Grey RAL 7039




Light Grey RAL 7035



Grey Aluminium RAL 9007



Jet Black RAL 9005



White RAL 9016



Umbra Grey RAL 7022



Steel Blue RAL 5011



Slate Grey RAL 7015



Anthracite Textured RAL 7016



Ice Crystal Grey Aluminium



TT703 satin metallic grey with micaceous iron ore particles



TT9016 Bling White with micaceous iron ore particles glitter effect

Wood effects



Golden Oak



Rosewood



Night Oak



Winchester

Handle Options

Stainless Steel 'D' Handles



1500mm




1200mm

Polyurethane Windows

Horizontal



Square Type 1



Square Type 2



Rhombus Mullion



Rectangle 1



Rectangle 2



Rectangle 3



Cross Mullion

Vertical



Rectangle 1



Cross Mullion



Rhombus Mullion

The images above show popular window combinations. If you'd like alternative window configuration, just ask! For full details on windows, see page 60.

Aluminium Windows



Zeta ø280



Alpha

The images above show popular aluminium windows from our Bling collection of extra special windows and decals. See the full Bling range on pages 61 - 63.



Black powder coated handle available as an option.



CarTeck Side Hinged Centre Ribbed

CarTeck Centre Ribbed Vertical -
Smooth Anthracite Grey with 1200mm
Stainless Steel 'D' Handles

CarTeck Centre Ribbed Horizontal -
Woodgrain with Rectangle 2 Windows



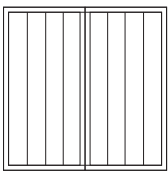
CarTeck Side Hinged
Centre Ribbed Vertical



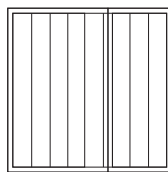
CarTeck Side Hinged
Centre Ribbed Horizontal




CarTeck Side Hinged
Centre Ribbed Personnel



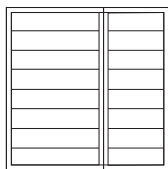
1/2 and 1/2 split



Asymmetric



1/2 and 1/2 split



Asymmetric

A note about colour

Where doors are exposed to direct sunlight, dark colours should be avoided.

RAL references for colours are provided as a guide only to the nearest similar RAL colour. Colours will not match to other RAL finishes due to different coating processes, gloss levels, substrates and textures. Similarly, special RAL, BS, wood effects or other colours will not be a precise match.


Colours shown are limited in accuracy by the printing process - samples should always be requested.

Golden Oak & Winchester are laminate finishes. Night Oak & Rosewood have a painted finish.

The mitred door leaf frame and door frame are finished in a matching smooth finish for white, Trend (including Anthracite Textured) and RAL coloured doors. For these Trend colours, a complimentary flat colour is used: Ice Crystal Grey Aluminium (RAL9007), TT9016 Bling White (RAL 9016), Golden Oak (RAL8003), Rosewood (RAL8016) and Night Oak (RAL8014), Winchester (RAL8001) wood design finishes.

If you are matching to other finishes, particularly wood effects such as Rosewood, Golden Oak, Night Oak or Winchester, always request a sample.

Surface Textures



Smooth



Woodgrain



Stucco



Micro-profiled



Doors can also be coloured to any RAL shade

Colours



Flame Red RAL 3000



Fir Green RAL 6009




Moss Green RAL 6005



Sepia Brown RAL 8014




Window Grey RAL 7040



Anthracite Grey RAL 7016



White Aluminium RAL 9006



Cream RAL 9001



Quartz Grey RAL 7039



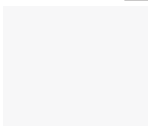
Light Grey RAL 7035




Grey Aluminium RAL 9007



Jet Black RAL 9005



White RAL 9016



Umbra Grey RAL 7022



Steel Blue RAL 5011



Slate Grey RAL 7015



Anthracite Textured RAL 7016



Ice Crystal Grey Aluminium



TT703 satin metallic grey with micaceous iron ore particles



TT9016 Bling White with micaceous iron ore particles glitter effect

Wood effects



Golden Oak



Rosewood



Night Oak



Winchester

Handle Options

Stainless Steel 'D' Handles



1500mm




1200mm

Polyurethane Windows

Horizontal



Square Type 1



Square Type 2



Rhombus Mullion



Rectangle 1



Rectangle 2



Rectangle 3



Cross Mullion

Vertical



Rectangle 1



Cross Mullion



Rhombus Mullion

The images above show popular window combinations. If you'd like alternative window configuration, just ask! For full details on windows, see page 60.

Aluminium Windows



Zeta ø280



Alpha

The images above show popular aluminium windows from our Bling collection of extra special windows and decals. See the full Bling range on pages 61 - 63.



Black powder coated handle available as an option.



CarTeck Side Hinged Standard Ribbed

CarTeck Standard Ribbed Vertical - Woodgrain Fir Green



CarTeck Standard Ribbed Vertical - Woodgrain with Rectangle 1 Windows in Anthracite Grey




CarTeck Side Hinged Standard Ribbed Vertical




CarTeck Side Hinged Standard Ribbed Horizontal




CarTeck Side Hinged Standard Ribbed Personnel




1/2 and 1/2 split



Asymmetric



1/2 and 1/2 split



Asymmetric

A note about colour

Where doors are exposed to direct sunlight, dark colours should be avoided.

RAL references for colours are provided as a guide only to the nearest similar RAL colour. Colours will not match to other RAL finishes due to different coating processes, gloss levels, substrates and textures. Similarly, special RAL, BS, wood effects or other colours will not be a precise match.


Colours shown are limited in accuracy by the printing process - samples should always be requested.

Golden Oak & Winchester are laminate finishes. Night Oak & Rosewood have a painted finish.


The mitred door leaf frame and door frame are finished in a matching smooth finish for white, Trend (including Anthracite Textured) and RAL coloured doors. For these Trend colours, a complimentary flat colour is used: Ice Crystal Grey Aluminium (RAL9007), TT9016 Bling White (RAL 9016), Golden Oak (RAL8003), Rosewood (RAL8016) and Night Oak (RAL8014), Winchester (RAL8001) wood design finishes.

If you are matching to other finishes, particularly wood effects such as Rosewood, Golden Oak, Night Oak or Winchester, always request a sample.

Surface Textures



Smooth



Woodgrain



Stucco



Micro-profiled



Doors can also be coloured to any RAL shade

Colours



Flame Red RAL 3000



Fir Green RAL 6009




Moss Green RAL 6005



Sepia Brown RAL 8014




Window Grey RAL 7040



Anthracite Grey RAL 7016



White Aluminium RAL 9006



Cream RAL 9001



Quartz Grey RAL 7039




Light Grey RAL 7035



Grey Aluminium RAL 9007



Jet Black RAL 9005



White RAL 9016



Umbra Grey RAL 7022



Steel Blue RAL 5011



Slate Grey RAL 7015



Anthracite Textured RAL 7016



Ice Crystal Grey Aluminium



TT703 satin metallic grey with micaceous iron ore particles



TT9016 Bling White with micaceous iron ore particles glitter effect

Wood effects



Golden Oak



Rosewood



Night Oak



Winchester

Handle Options

Stainless Steel 'D' Handles



1500mm



1200mm

Polyurethane Windows

Horizontal



Square Type 1



Square Type 2



Rhombus Mullion



Rectangle 1



Rectangle 2



Rectangle 3



Cross Mullion

Vertical



Rectangle 1



Cross Mullion



Rhombus Mullion

The images above show popular window combinations. If you'd like alternative window configuration, just ask! For full details on windows, see page 60.

Aluminium Windows



Zeta ø280



Alpha

The images above show popular aluminium windows from our Bling collection of extra special windows and decals. See the full Bling range on pages 61 - 63.



Black powder coated handle available as an option.




CarTeck Side Hinged Traditional


CarTeck Side Hinged Traditional
Standard Ribbed Vertical



Door Split



1/2 and 1/2 split



Asymmetric

Leading

All doors have mock leaded-effect decoration as standard but are also available in a plain design.



CarTeck Side Hinged Traditional
Centre Ribbed Vertical



CarTeck Side Hinged Traditional
Solid Ribbed Vertical



A note about colour

Where doors are exposed to direct sunlight, dark colours should be avoided.

RAL references for colours are provided as a guide only to the nearest similar RAL colour. Colours will not match to other RAL finishes due to different coating processes, gloss levels, substrates and textures. Similarly, special RAL, BS, wood effects or other colours will not be a precise match.

Colours shown are limited in accuracy by the printing process - samples should always be requested.

Golden Oak & Winchester are laminate finishes. Night Oak & Rosewood have a painted finish.

The mitred door leaf frame and door frame are finished in a matching smooth finish for white, Trend (including Anthracite Textured) and RAL coloured doors. For these Trend colours, a complimentary flat colour is used: Ice Crystal Grey Aluminium (RAL9007), TT9016 Bling White (RAL 9016), Golden Oak (RAL8003), Rosewood (RAL8016) and Night Oak (RAL8014), Winchester (RAL8001) wood design finishes.

If you are matching to other finishes, particularly wood effects such as Rosewood, Golden Oak, Night Oak or Winchester, always request a sample.

**CarTeck Side Hinged Traditional
Standard Ribbed Horizontal**




**CarTeck Side Hinged Traditional
Centre Ribbed Horizontal**



**CarTeck Side Hinged Traditional
Solid Ribbed Horizontal**



Surface Textures



Smooth



Woodgrain



Stucco



Micro-profiled



Doors can also be coloured to any RAL shade


Colours




Flame Red
RAL 3000




Fir Green
RAL 6009



Moss Green
RAL 6005




Sepia Brown
RAL 8014




Window Grey
RAL 7040



Anthracite
Grey RAL 7016



White Aluminium
RAL 9006




Cream
RAL 9001




Quartz Grey
RAL 7039




Light Grey
RAL 7035



Grey Aluminium
RAL 9007



Jet Black
RAL 9005



White
RAL 9016



Umbra Grey
RAL 7022



Steel Blue
RAL 5011



Slate Grey
RAL 7015




Anthracite
Textured
RAL 7016



Ice Crystal Grey
Aluminium




TT703 satin
metallic grey
with micaceous
iron ore
particles



TT9016 Bling
White with
micaceous iron
ore particles
glitter effect

Wood effects



Golden Oak



Rosewood



Night Oak



Winchester



Black powder coated handle available as an option.



Make the most of light

Make the most of light

Scratch-resistant Polymer double glazed windows in attractive designs allow natural light into your garage.

Each style is available with clear, frosted or satin glazing. The window units are fitted with a polyurethane frame that is coloured to match or compliment the panel colour of the door. For Aluminium windows, see next page.

Glazing Styles



Frosted Clear Satin



Solid Horizontal -Smooth Anthracite Grey with Square Type 1 Windows



Solid Vertical - Smooth Custom Colour with Alpha Square Aluminium Windows (see facing page) & 1500mm Stainless Steel 'D' Handles



Rectangle type 1
610mm x 270mm



Cross Mullion
610mm x 270mm



Rhombus Mullion
610mm x 270mm



Rectangle type 2*
680mm x 210mm



Rectangle type 3*
980mm x 140mm



Square Type 1*
270mm x 270mm



Square Type 2*
270mm x 270mm



GSA / Traditional
Mock Leaded-Effect



GSA / Traditional
Plain

*Available on standard ribbed, Centre ribbed and solid profile doors only.

Window frames are coloured to be similar to the door panel. Selected Trend colours & wood design windows are finished in a complementary flat colour for Golden Oak (RAL8003), Rosewood (RAL8016), Night Oak (RAL8014), Winchester (RAL8001), Textured Anthracite (RAL7016), Ice Crystal Grey Aluminium (RAL9007) and TT9016 Bling White (RAL 9016). The surrounds on aluminium GSA window sections are finished in a smooth finish.

Window frame colour shade and surface lustre will show a variance from the panel finish as the base material and coating methods are different.



Teckentrup Bling!

Bling Windows

Aluminium Windows

High-grade aluminium window units add natural daylight with a contemporary twist. Windows are constructed with an aluminium casement and polymer glazing unit.


Glazing Styles



Satin



Clear



Versus
900mm x 1000mm




Athena
406mm x 203mm



Sigma
610mm x 200mm



Gamma
534mm x 344mm



Zeta
ø280mm



Alpha
280mm x 280mm



Kappa
*1860mm x 180mm

The images above and left show the most popular window combinations. If you'd like alternative window configuration, just ask!

*Minimum over frame height for Kappa windows used vertically on side hinged doors: 2010mm

Teckentrup Bling!



Design Accents

Decals

High-grade alunox decals are factory bonded to your door for added visual appeal. Each decal can be positioned to suit your sense of design, however, popular arrangements are shown here.



Decorative Decal Options


The images here show the most popular combinations. If you'd like alternative configuration, just ask!



Writing
100mm/200mm



Access 1
431mm x 40mm




Access 2
430mm x 40mm



Access 6
70mm x 70mm



Access 7
150mm x 150mm



Access 8
194 mm x 194 mm

More!

Extras

Finishing touches to make your door easier to use.



LETTER BOXES



CODE LOCKS



Code locks provide secure access without the need to carry a key.

PET FLAPS

Pet Flaps, usually fitted to the bottom panel of a door!



SMART LOCKS

Unlock your door automatically as you approach with a smart lock that uses bluetooth and a smart phone app to control the lock. Also available Apple Home Kit / Alexa voice control.



SPY HOLES



ANYTHING ELSE?

If you can think of anything else you would like to incorporate onto your door, just ask and we'll see if we can make it happen!

CUSTOM HARDWARE

Want to use your own hardware, perhaps to match a front door? Talk to us and we'll make it happen!




Access 3
215mm x 40mm



Access 4
400mm x 86mm



Access 5
180mm x 180mm



Access 9
436mm x 40mm



Access 10
431mm x 13mm


Teckentrup is a family business with operations throughout the world. In the UK we make our garage doors in Warrington, Cheshire. CarTeck Automatic is available through a national network of independent Garage Door Specialist installers.

Teckentrup offers more than garage doors: We provide solutions and have set three quality standards for our garage doors:

Design.

Security.

Service.



January 2023

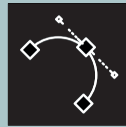
Teckentrup UK Limited, Units 2-4 Opus 9 Industrial Estate,
Woburn Road, Winwick Quay, Warrington WA2 8UE

t: 01925 924 050

f: 08701 314 843

e: sales@teckentrup.co.uk

TECKENTRUP
DOOR SOLUTIONS



Design

We combine ease of use with aesthetics.

Good design uses innovative technology to make using a product intuitive and effortless. CarTeck Automatic sectional garage doors offer a wide range of design options that will transform the look of your home and the way you use your garage space.



Safety & Security

We combine security with safety.

Our products are designed to provide peace of mind with both physical security and the knowledge that durability and safe operation are inherent.



Service

We combine speed with reliability.

The Teckentrup team and our network of Garage Door Specialists installers love to make your new door a pleasure to own. From planning to installation. You'll always receive expert advice and the best service for installation, maintenance and aftercare.

Quality & Environment

Teckentrup operates to quality procedures audited to ISO 9001. We care about the environment too - this is why our products are certified in accordance with the Environmental Product Declaration (EPD).

ISO 14001 Environmental Management

ISO 50001 Energy Management



Member



Accredited Contractor

