



SECUREROLL[®]

Strength in design.



Remote Control Garage Doors

Manufactured by:



ALUROLL

Why SecureRoll?



Recent survey results showed security is the most important factor when buying a garage door. This came as no surprise since the garage is a key target for thieves and can even provide an access point to the entire home.

With this in mind our designers sat down to create the perfectly secure door. They knew it also needed to be stylish and bespoke, with a wide choice of colours and sizes to meet the diverse requirements of domestic garages.

Reliability was also a priority, and one which can only be achieved through years of experience, a high level of technical expertise and unrivalled build quality.

The result was the SecureRoll range of remote control garage doors; a choice of three secure barriers designed to protect one of the most vulnerable parts of the home. Each door is made to order in the UK using the highest specification components.

They ensure owners can enjoy years, and thousands of cycles, of problem-free use. Insulated slats come as standard, as does an electric motor, remote control operation, and state-of-the-art safety and security features.

All products are CE marked in accordance with European guidelines and quality assured to ISO 9001:2008. A 5 year guarantee provides peace of mind that your SecureRoll door will stand the test of time.



Assessed to ISO 9001
LPCB Cert No. 931



Our Doors



Your SecureRoll distributor will help you select the most suitable door dependent on your requirements. There are three designs available, all of which are manufactured to a specific size and in your chosen finish.



Classic

Our best selling door. If your requirements are typical of most garage scenarios, the Classic, with its 77mm insulated slats, will probably be the default choice. Available in a wide choice of colours with innovative features and state-of-the-art technology.



Compact

Roller garage doors are renowned for their unique space-saving design, and the Compact has been developed specifically for garages with limited headroom. Its 55mm insulated slats enable a smaller box enclosure than the Classic and Elite doors.



Elite

Our most secure door, incorporating 77mm insulated profiles. The Elite is tested and certified to LPS 1175 SR1 level by the Loss Prevention & Certification Board (LPCB), the world's leading body in the certification of security products. Attainment of the LPCB rating automatically ensures Police Preferred 'Secured by Design' status. Beware of inferior imitations - very few doors comply with both sets of test criteria.




Quality in Design

SecureRoll roller garage doors are made to measure and come with the following features as standard:

- Remote control operation provided by world-leading brands in home automation.
- A wide choice of solid colours, available with white, brown or matching box and guides as standard. Painted wood effect doors compliment the colour range with the option to upgrade to a wood laminate or RAL colour finish.
- Comprehensive 5 year warranty covering parts, motor, controls and finish.



WARRANTY



Take a closer look...our roller garage door is made from raw materials and incorporate innovative security features that underpins SecureRoll's strength in design.

Secure



SecureRoll doors incorporate a number of special security features as standard. All roller door profiles **1** are made from the highest quality aluminium without any visible handles or locks for potential intruders to target. A patented anti-lift locking system **2** prevents the door from being forcibly opened from below. Even if an attempt is made, Somfy control panels have a 100dB integrated alarm in the bottom edge safety sensor which activates if an attempt is made to force the door open vertically. High strength extruded aluminium guide channels protect the door curtain from lateral attack. Your handset will transmit a different signal each time you use it, preventing criminals from utilising code stealing technology.

Safe

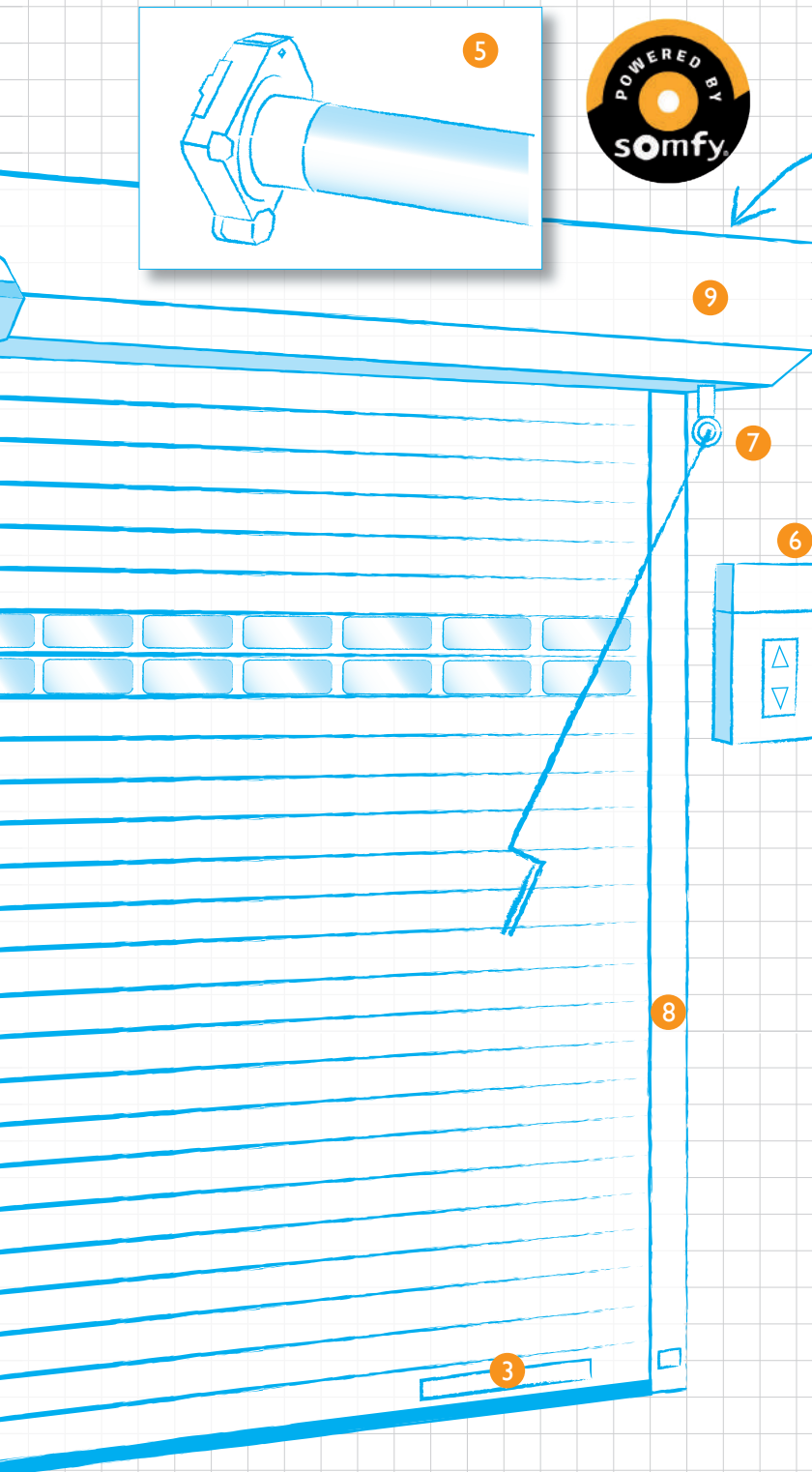
A wireless safety edge **3** will sense if there is an obstruction (such as a car) and automatically retract the door. All SecureRoll garage doors meet European Safety Legislation on preventing injury and protecting your property. In the unlikely event that the motor drive shears, an automatic safety brake **4** instantly stops the curtain from dropping.

Insulated

The garage is traditionally a major source of heat loss. SecureRoll aluminium profiles **1** are manufactured from tough twin walled aluminium with an advanced insulating foam core. Together with made to measure sizing for a perfect fit, our doors have been designed to significantly reduce heat transfer through the garage opening. These properties also provide effective sound deadening.



s are manufactured from the highest quality security features. This attention to detail is what



Peace of mind

SecureRoll motors **5** and control panels **6** are sourced from world-leading automation brands and come with a five year guarantee as standard. In the event of mains power failure a simple internally operated hand crank **7** lets you wind the door up and down to keep your garage locked and maintain access.

An external low level override is offered where there is no pedestrian door access and a battery back up option is also available. The extruded aluminium guide channels **8** have protective brushes to minimise noise, provide smooth operation and protect the door's lifespan.

Made to Measure

We build our door around you. Each one is manufactured to specific measurements taken on site. Bespoke sizing, alternative installation techniques, a variety of control options and a choice of finishes provide a solution for any garage.

Stylish

A large range of solid colour and wood effect finishes are available for all SecureRoll products, allowing you to match colour schemes. All are low maintenance, making it easy to keep your door looking its best. Each door comes with a full box enclosure **9** as standard to keep the barrel and curtain neatly out of sight and reach. The box can be colour matched to the rest of the door as standard (wood effects excluded).

Optional vision profiles **10** with polycarbonate infills are available to allow natural light to enter the garage.

Weather Resistant

The extruded bottom slat **11** has a rubber weather strip seal to prevent or minimise rain ingress. All finishes are resilient against weathering, and covered by the 5 year warranty.



British Made


Colour Options




Solid Colours

Available as standard.


White, brown or matching box and guides.




White



Cream White (RAL 9001)




Ivory (RAL 1015)




Beige (BS 08B17)




Silver (RAL 9006)



Grey (RAL 7038)



Duck Egg Blue




Blue (RAL 5011)




Red (RAL 3004)



Chartwell Green*




Moss Green (RAL 6005)



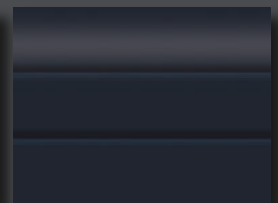
Fir Green (RAL 6009)



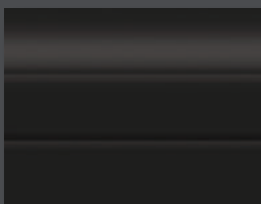
Velvet Brown (RAL 8014)



Brown (RAL 8019)



Anthracite (RAL 7016)



Black (RAL 9005)

 Colour not available on Compact doors.


* Please note: Close colour match Sage Green (RAL 6021) is available on request for Classic and Elite doors. This is a non-stocked item which requires a longer lead time.

Wood Laminate Finishes


Applied to the external face of the door (surcharge applies). Brown box and guides.



Irish Oak




Golden Oak




Painted Golden Oak



Painted Rosewood



Rosewood



Mahogany

Powder Coating

Classic and Elite doors can be powder coated any RAL or BS colour (surcharge applies). Supplied with matching box and guides; other colours available on request.



All colours are shown as a guide only due to variances in the printing process. RAL / BS colour references quoted are the nearest standard colour and may not match perfectly. Reference should be made to physical swatches with your distributor. Please note rub marks may occasionally occur at the top of the concave internal side of the door. This is unavoidable and due to prolonged contact with the locking system. On externally fitted doors this will be visible on the outside.

Somfy Automation

The Somfy control panel acts as a command centre for your SecureRoll garage door.

Standard Features:

Remote Control Operation

There's no need to exit the car to open your garage door in bad weather. With remote control operation you can simply press a button and drive straight in. Two key fob handsets are included as standard with your SecureRoll door, with the option to program more as required.

Powered by Somfy

Somfy are acknowledged as the world leaders in roller door power units. The control panel drives the powerful tubular motor and both are covered by a comprehensive 5 year manufacturer's warranty.

Intelligent Communication

The control panel talks to the bottom edge safety system in the rubber seal and will automatically instruct the door to retract if it comes into contact with an object.

Push Button Operation

Don't have your transmitter to hand? Operate the door using the buttons on the control panel itself.

Courtesy Light

A 25W integrated light will automatically switch on when you operate the door. This allows you to park your car and exit safely.



Intruder Alarm

The wireless safety edge has a built-in sensor that triggers a 100dB alarm if an attempt is made to lift the door.

Holiday Mode

Lock the control panel for extra security when you're not home. Holiday mode prevents anybody from operating the door until you unlock it with your handset.

Optional Features:

Alternative Control Accessories

Remote control handsets can be complemented by a number of control options, including Smooove wireless wall switches for inside your home and / or externally mounted combination code key pads. Smart phone operation can be enabled via systems linked to your remote control panel or Wi-Fi router.

LED Downlights

Add illumination to the outside of your garage opening. Stylish lighting bars will automatically switch on when you arrive home and operate your garage door.

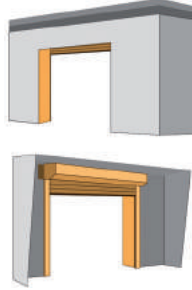


Installation

Flexibility options in fitting your SecureRoll door makes it easier for your installer to find the perfect solution. Factors like your chosen product, its size, the wall construction and how much overhead space you have all affect which type is most suitable.

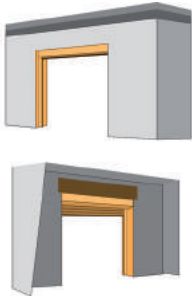
Internal Face Fix

The door is fitted to the inside face of the garage opening. This is the most common location and allows the maximum clear drive through width and the best security.



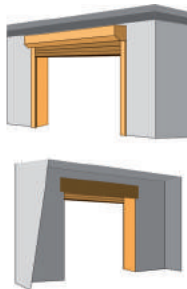
Reveal Fix

The door is fitted within the garage opening, underneath the lintel. A reveal fix is most commonly used when face fixing is not possible. It requires good headroom within the opening, but no space above it. The Compact is ideal for this type of installation.



External Fix

When headroom does not permit internal fixing doors can be fixed to the external face. This means the box is visible outside the garage and the concave face of the door curtain slats face outwards.



Guarantee

We understand that buying a new garage door is a significant investment for your home and SecureRoll doors offer you peace of mind without compromise. Classic, Compact and Elite roller garage doors are guaranteed for a period of 5 years from the date of purchase. Wood laminate doors carry an extended 10 year guarantee on the Renolit finish. All guarantees cover parts and workmanship subject to correct installation, maintenance and operation. Contact your SecureRoll distributor for a copy of the full terms and conditions.

CE Marking

All SecureRoll doors are CE marked to indicate their compliance with European directives and product safety standards. This shows they meet health, safety and environmental protective legislation and they can legally be placed on the European market.



All SecureRoll doors are installed by a network of fully trained and approved distributors.